



Material No.: Code:
1.6582 34CrNiMo6

DE - Brand:
NCM

Chemical composition:
(Typical analysis in %)

C	Cr	Mo	Ni				
0,34	1,50	0,25	1,50				

Steel properties:

CrNiMo-alloyed steel, supplied in quenched and tempered condition.

Applications:

Heavily loaded parts for mechanical engineering and motor construction.

Condition of delivery:

Quenched and tempered

Physical properties:

Thermal expansion coefficient	$\left[\frac{10^{-6} \cdot \text{m}}{\text{m} \cdot \text{K}} \right]$	20-100°C	20-200°C	20-300°C	20-400°C
		12,1	12,7	13,2	13,6
Thermal conductivity	$\left[\frac{\text{W}}{\text{m} \cdot \text{K}} \right]$	20°C			
		33,7			

Heat treatment:

Soft annealing

Temperature	Cooling	Hardness
650 - 680°C	furnace	max. 248 HB

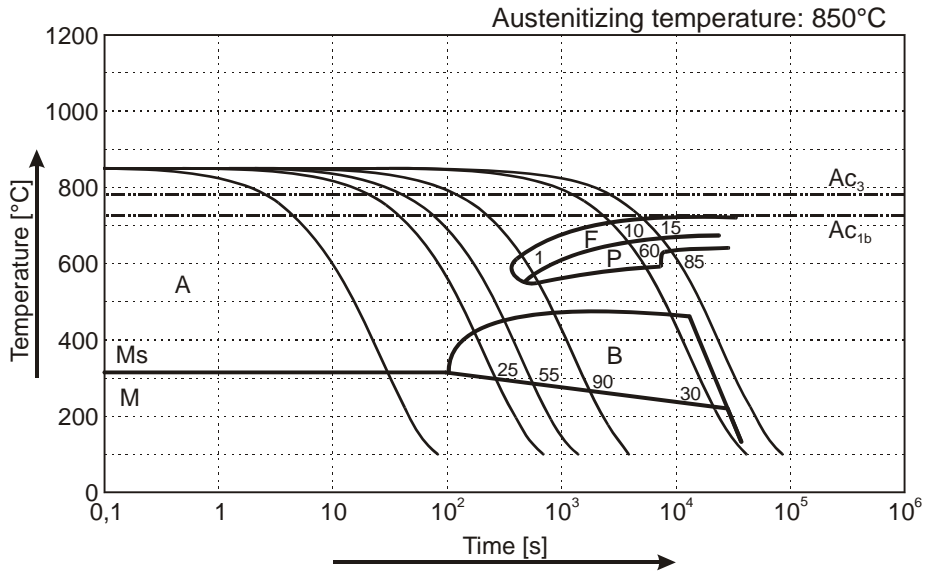
Hardening

Temperature	Cooling	Tempering
830 - 860°C	oil	see tempering diagram

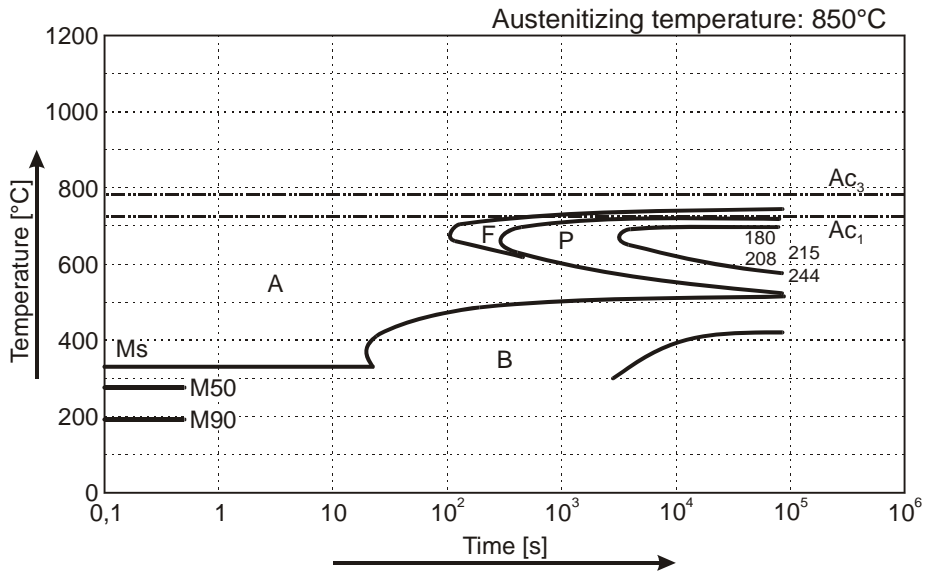
Mechanical properties in quenched and tempered condition (DIN EN 10083-3:2007-01)

Diameter d [mm]	≤ 16	>16 - 40	>40 - 100	>100 - 160	>160 - 250
Thickness t [mm]	≤ 8	>8 - 20	>20 - 60	>60 - 100	>100 - 160
Yield strength R _e [N/mm ²]	min. 1000	min. 900	min. 800	min. 700	min. 600
Tensile strength R _m [N/mm ²]	1200 - 1400	1100 - 1300	1000 - 1200	900 - 1100	800 - 950
Elongation A [%]	min. 9	min. 10	min. 11	min. 12	min. 13
Reduction of area Z [%]	min. 40	min. 45	min. 50	min. 55	min. 55
Toughness CVN [J]	min. 35	min. 45	min. 45	min. 45	min. 45

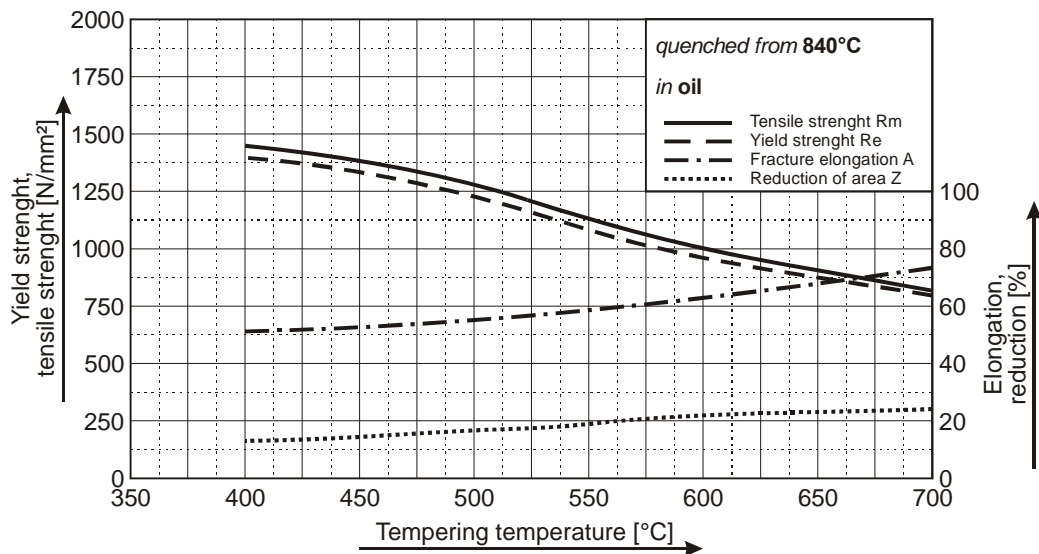
(1.6582) Continuous Cooling Transformation Diagram (CCT)



Time Temperature Transformation Diagram (TTT)



Tempering Diagram



Remarks: All technical information is for reference only.